


smet

Sopro Rapidur® M5

Rapid-set screed mortar



Ready-to-use, polymer-modified screed mix for particularly economical production of rapid-set cement screeds allowing early flooring installation. Achieves grade CT-C35-F5 to DIN EN 13813 after 7 days, grade CT-C40-F6 after 28 days. No extra sand needs to be added. Suitable for heated screeds, bonded screeds, unbonded screeds and floating screeds. Also suitable for use as finished floor surface. Particularly suitable for fast-track or tightly scheduled screed laying. Also suitable for grouting fence posts.

- For floors, indoors and outdoors
- Ready for tiling: after approx. 24 hours (pay particular attention to residual moisture in case of highly impervious floor coverings, e.g. linoleum, PVC and wood coverings)
- Quick-drying
- No further addition of sand required
- Working life: 3 – 4 hours.
- Walkable: after approx. 12 hours
- High resistance to moisture migration from substrate
- Coat thickness: 10 – 100 mm
- Suitable for floor heating systems
- Pumpable
- Heating system commissioning: after approx. 3 days
- Grading: 0 – 4 mm
- Suitable Sopro perimeter insulation strip available
- DGNB (German Sustainable Building Council): Top quality level 4, Line 8
- Approved as system component for shipbuilding applications
- Low-chromate to Regulation (EC) No 1907/2006, Annex XVII
- Recommended by Sentinel Haus Institut

Use

For production of rapid-set cement screeds to DIN 18560, allowing early flooring installation. For heated, bonded, unbonded and floating screeds. Particularly suitable for fast-track or tightly scheduled screed laying. Also suitable for use as finished floor surface and for underwater applications. For indoor and outdoor use.

Mixing ratio

Approx. 1.5–1.8 ltr water : 25 kg Sopro Rapidur® M5

Application temperature

From +5°C to +30°C (substrate, air, material)

Working life

3–4 hours; stiffened mortar shall not be retempered by addition of water or fresh mortar to restore workability.

Walkable

After approx. 12 hours

Ready to receive floor covering

After approx. 24 hours for tiling; after approx. 2 days for deformation-resistant natural or cast stone units

Strength class

CT-C35-F5 after 7 days
CT-C40-F6 after 28 days

Coverage

18–20 kg/m² per cm coat thickness; 1,800–2,000 kg/m³

Shelf life

Approx. 12 months, subject to storage on pallet in dry conditions in original unopened containers

Packaging

25 kg bag

Properties

Ready-to-use, polymer-modified dry mix for production of pumpable, rapid-set cement screeds allowing early flooring installation.

Substrate preparation

Substrate shall be dry, clean, solid, strong, dimensionally stable and free from any adhesion-impairing substances.

In the event of possible moisture action from adjoining elements, e.g. concrete substrates, an effective waterproof membrane (to DIN 18534) is required for floating screeds.

For bonded screed constructions, where necessary mechanically roughen substrate, suction clean, pre-wet and prime with Sopro HSF 748 flexible bonding slurry with trass or Sopro's No.1 flexible tile adhesive. Lay screed wet on wet. For heavier-duty applications, wet-on-wet application to Sopro EPG 522 epoxy primer (or, alternatively, Sopro BH 869 construction resin) is recommended. All relevant standards, guidelines and recommendations shall apply; workmanship shall comply with good practice.

Notes on use with floor heating system

Suitable for heated screeds with max. +55°C flow temperature.

Prior to laying tiles or other floor coverings, screed shall be heated up and allowed to cool in accordance with basic procedures required for traditional cement screeds.

Heating phase shall commence at earliest three days after screed laying. During first heating cycle, a +25°C flow temperature shall be maintained for three days. System shall then be set to maximum flow temperature, to be maintained for a further four days, before being lowered to laying temperature.

Application

All standard screed mixing and pumping equipment may be used in conjunction with Rapidur® M5. Mix Sopro Rapidur® M5 to an earth-moist to soft plastic, though not overly thin consistency (approx. 1.5–1.8 ltr water per 25 kg bag). No other cements or screed admixtures shall be added. Addition of fibres is not recommended. Mixing, placing and trowelling shall be performed in immediate succession. Only lay screed sections that may be completed within working life of 3–4 hours. Required screed thickness shall be determined in function of loads and flooring type in accordance with DIN 18 560.

Whenever works are interrupted, thoroughly clean mixers, pumps and hoses without delay.

Note: Screed constructions are heavy-duty building elements that require careful design, co-ordination and workmanship. For this reason, please observe guidance in data sheet entitled "Information for clients regarding the period after installation of cement screeds on separating and/or insulation layers" issued by BEB (German Federal Association of Screed and Floor Covering).

Tiling and other flooring works

Screeds made from Sopro Rapidur® M5 are ready for tiling after approx. 24 hours and ready to receive deformation-resistant natural or cast stone units after approx. 2 days.

Particularly impervious floor coverings, e.g. linoleum, PVC etc., shall be laid at earliest after achievement of moisture content $\leq 2.0\%$ CM (for unheated screeds)/ $\leq 1.8\%$ CM (for heated screeds).

Wood floor finishes, e.g. parquet, shall be governed by guidelines set out in relevant BEB data sheet 8.1 "Assessment and preparation of substrates. Laying of elastic and textile floor coverings, laminate, parquet and wood blocks. Heated and unheated floor constructions".

General screed requirements prior to flooring installation: exact compliance is required with specified mixing water quantity and application temperature.

All approved floor laying products in Sopro range may then, in principle, be used for subsequent laying of tile, mosaic, natural stone and cast stone coverings. To achieve early walkability of floor covering, use of Sopro's rapid-set products is particularly recommended. Sopro FS 15 550, for example, is recommended for any necessary surface filling or floor levelling.

Specified times

Apply for normal temperature range of +23°C and 50% relative humidity; higher temperatures shorten and lower temperatures lengthen these times.

Licence

EMICODE system of GEV (German Association for Control of Emissions in Products for Flooring Installation): EC1^{PLUS} ("very-low-emission-plus") rating

Disposal

Waste treatment methods

Recover, if possible. Send to authorised disposal plants or for incineration under controlled conditions. In so doing, comply with the local and national regulations currently in force.

91/156/EEC, 91/689/EEC, 94/62/EC and subsequent amendments.

Disposal of hardened product (EC waste code) : 17 01 01

Disposal of not hardened product (EC waste code) : 17 01 01

The suggested European waste code is just based on the composition of the product.

According to the specific process or application field a different waste code may be necessary.

Safety precautions

Labelling in accordance with Regulation (EC) No 1272/2008 (CLP)

GHS05

Signal word: Danger



Contains Portland cement. Exhibits strong alkaline reaction upon contact with moisture/water; protection required for skin and eyes. All standard precautions for the handling of construction materials/chemicals shall be taken.

Hazard statements: H318 Causes serious eye damage.

Precautionary statements: P102 Keep out of reach of children. P261 Avoid breathing dust. P280 Wear protective gloves/protective clothing/eye protection/face protection. P302+P352 IF ON SKIN: Wash with plenty of water and soap. P305+P351+P338 IF IN EYES: Rinse cautiously with water for several minutes. Remove contact lenses, if present and easy to do. Continue rinsing. P310 Immediately call a POISON CENTER or doctor. P332+P313 If skin irritation occurs: Get medical advice/attention.

GISCODE (German hazardous substances classification): ZP 1 - Low-chromate to Regulation (EC) No 1907/2006, Annex XVII

CE marking

	 Sopro Bauchemie GmbH Biebricher Straße 74 – 65203 Wiesbaden (Germany) www.sopro.com
04 CPR-DE3/0747.1.eng EN 13 813:2002 CT-C40-F6 Sopro Rapidur® M5 747 Cementitious screed material for internal and external use	
Reaction to fire	Class A1 _n
Release of corrosive substances	CT
Water permeability	NPD
Water vapour permeability	NPD
Compressive strength	C40
Flexural strength	F6
Wear resistance	NPD
Sound insulation	NPD
Sound absorption	NPD
Thermal resistance	NPD
Chemical resistance	NPD
Release of dangerous substances	see SDS

bringing european innovation

smet

FOR MORE INFORMATION CONTACT: **Smet Building Products Ltd**

93A Belfast Road | Newry | BT34 1QH | Northern Ireland

T: +44 (0)28 3026 6833 ROI: +353 (0) 1697 8586

E: info@smetbuildingproducts.com

smetbuildingproducts.com or smet.ie



The information, and, in particular, the recommendations relating to the application and end-use of SMET distributed products, are given in good faith based on SMET's current knowledge and experience of the products when properly stored, handled and applied under normal conditions in accordance with the manufacturer's recommendations. In practice, the differences in materials, substrates and actual site conditions are such that no warranty in respect of merchantability or of fitness for a particular purpose, nor any liability arising out of any legal relationship whatsoever, can be inferred either from this information, or from any written recommendations, or from any other advice offered. The user of the product must test the product's suitability for the intended application and purpose. The manufacturer reserves the right to change the properties of its products. The proprietary rights of third parties must be observed. All orders are accepted subject to our current terms of sale and delivery. Users must always refer to the most recent issue of the local Product Data Sheet for the product concerned, copies of which will be supplied on request.