





Sopro RAP 2 434

Renovation and levelling render



Sag-resistant, rapid-set, cementitious render to DIN EN 998-1 (GP), of strength class CS IV, for rendering, patching and smoothing wall surfaces. For application to mineral substrates, both indoors and outdoors. Excellent workability. Allows early installation of coverings and is ideal for renovation and refurbishment. Low-chromate to Regulation (EC) No 1907/2006, Annex XVII.

- For 2–20 mm coat thicknesses (up to 40 mm for small-area application)
- Ready for ceramic tiling after only 6 hours
- Excellent adhesion
- High sag resistance due to fibre reinforcement
- For manual and machine application
- For walls and ceilings, indoors and outdoors

Use

For rendering, patching and smoothing wall surfaces in concrete (to DIN 1045), aerated concrete, pumice, clay, calcium-silicate and composite masonry. For subsequent installation of ceramic, natural stone and cast stone coverings.

Suitable for use in damp and wet spaces, both indoors and outdoors.

Composition

Portland cement-based premixed dry mortar, general-purpose (GP) rendering mortar to DIN EN 998-1, of strength class CS IV, containing selected mineral aggregate and special polymers.

Coat thickness

2–20 mm in single operation; up to 40 mm for small-area application

Mixing ratio

4.0–4.5 ltr water : 25 kg Sopro RAP 2 434

Maturing time

3–5 minutes

Working life

Approx. 20 minutes; stiffened mortar shall not be retempered by addition of water or fresh mortar to restore workability

Ready to receive covering/ for subsequent works

After 6–8 hours for ceramic tiling
Drying time prior to waterproofing: With Sopro PU-FD surface sealant or Sopro FDF flexible sealing compound: after approx. 24 hours
With Sopro cementitious sealing slurries: after 6–8 hours

Application temperature

From +5 °C to max. +25 °C (substrate, air, material)

Coverage

Approx. 1.6 kg/m² per mm coat thickness

Shelf life

Approx. 6 months, subject to storage on pallet in dry conditions in original unopened containers

Packaging

25 kg bag

Application of Sopro RAP 2 434 renovation and levelling mortar



1 Prior to start of works, remove dust and loose particles from substrate.



2 Pretreat high- or variable-suction substrates with Sopro GD 749 primer.



3 Pour water into clean mixing bucket and then add powder.



4 Mix Sopro RAP 2 434 mechanically to lump-free consistency. Remix thoroughly after 3–5 minutes maturing time.



5 Fix guide rails for later ruling-off of rendering mortar. Start by applying dabs of render...



6 ... and embed rails at suitable distance from wall, depending on required render thickness, align and allow mortar to set.



7 Fill area between guide rails by throwing on Sopro RAP 2 434 render.



8 Then neatly rule off render by running straightedge over rails from bottom to top.



9 Alternatively, RAP 2 434 can be applied using a finishing trowel.



10 Spray application of Sopro RAP 2 434 is also possible for larger areas, as in pictured example, where render is used to embed (Kermi x-net c21) wall heating system.



11 Neatly ruled-off render is ready for tiling after 6 hours. If a tile finish is not required, Sopro RAP 2 434 can be additionally rubbed down with a slightly damp sponge float...



12 ...or a wooden float to achieve an extra-smooth finish.

Substrate preparation

Mineral substrate shall be clean, solid, strong and free from any adhesion-impairing substances, e.g. oil, dust, wax, release agent, efflorescence and laitance. A strong bond is required between individual layers of composite substrates. Old, friable and insufficiently strong plaster/render coats shall be removed. Filler application to slightly damp substrates is possible.

All relevant standards, guidelines and recommendations shall apply; workmanship shall comply with good practice.

Priming

Sopro GD 749 primer: For all mineral, high- or variable-suction substrates, e.g. concrete and unfinished concrete surfaces (min. 3 months old), aerated concrete. Sopro GD 749 primer shall be applied in undiluted form.

Sopro HE 449 bonding emulsion: For wet-on-wet application after a short flash-off time of 10–15 minutes (max. 30 minutes). No liquid Sopro HE 449 shall remain on surface. Any dried films shall be removed. Suitable substrates include: unfinished concrete surfaces (min. 3 months old), existing ceramic, terrazzo, natural and cast stone coverings.

Sopro BK 544 adhesion promoter and suction-control coat: For smooth, low-suction, mineral substrates, e.g. smooth-formed in-situ concrete, solid concrete slabs made from precast units and screeded (i.e. ruled off) precast concrete units.

Please observe technical product information for relevant Sopro primers!

Application

Fill clean container with 4.0–4.5 ltr water, add 25 kg Sopro RAP 2 434 and mix mechanically to homogeneous, lump-free consistency. After 3–5 minutes maturing time, remix thoroughly. Mix only as much rendering mortar as can be applied within 20 minutes. Apply with trowel or spatula; rule off large areas with straightedge. Mortar is easy to work with felt float; any projecting fins can be quickly removed with plasterer's lattice plane after drying. For larger areas, Sopro RAP 2 434 can also be applied using a suitable plastering machine.

Mortar may be applied to damp substrates, though this may lengthen curing time.

Protect coated surfaces from premature drying out; where necessary, re-wet surfaces.

Specified times

Apply for normal temperature range of +23 °C and 50 % relative humidity; higher temperatures shorten and lower temperatures lengthen these times.

Tools/tool cleaning

Mixing attachment, plastering machine, cranked-handle trowel, float trowel, spatula, straightedge, felt float, plasterer's lattice plane; wash tools with water immediately after use.

Safety precautions

Labelling in accordance with Regulation (EC) No 1272/2008 (CLP)

GH505

Signal word: Danger

Contains Portland cement. Exhibits strong alkaline reaction upon contact with moisture/water. All standard precautions for the handling of construction materials/chemicals shall be taken.

Hazard statements: H318 Causes serious eye damage.

Precautionary statements: P102 Keep out of reach of children. P261 Avoid breathing dust. P280 Wear protective gloves/protective clothing/eye protection/face protection. P302+P352 IF ON SKIN: Wash with plenty of water and soap. P305+P351+P338 IF IN EYES: Rinse cautiously with water for several minutes. Remove contact lenses, if present and easy to do. Continue rinsing. P310 Immediately call a POISON CENTER or doctor. P332+P313 If skin irritation occurs: Get medical advice/attention.

GISCODE (German hazardous substances classification): ZP 1 · Low-chromate to Regulation (EC) No 1907/2006, Annex XVII.

Disposal

Waste treatment methods

The generation of waste should be avoided or minimized wherever possible. Recover if possible.

A waste code (EWC) according to European List of Waste (LoW) cannot be specified, due to dependence on the usage.

Contact and

send to an authorized waste disposal service.

Methods of disposal:

Disposal of this product, solutions, packaging and any by-products should at all times comply with the requirements of environmental protection and waste disposal legislation and any regional local authority requirements.

Dispose of surplus and nonrecyclable products via a licensed waste disposal contractor.

Do not dispose of waste into sewers.

Hazardous waste: Yes

Disposal considerations:

Do not allow to enter drains or watercourses.

Dispose of product according to all federal, state and local applicable regulations.

If this product is mixed with other wastes, the original waste product code may no longer apply and the appropriate code should be assigned.

Dispose of containers contaminated by the product in accordance with local or national legal provisions. For further information,

contact your local waste authority.



Special precautions:

This material and its container must be disposed of in a safe way. Care should be taken when handling untreated empty containers.

Avoid dispersal of spilled material and runoff and contact with soil, waterways, drains and sewers.

Empty containers or liners may retain some product residues. Do not re-use empty containers.

CE marking

	 Sopro Bauchemie GmbH Biebricher Straße 74 – 65203 Wiesbaden (Germany) www.sopro.com
15 CPR-DE3/0434.2.eng EN 998-1 Sopro RAP 2 (434) General purpose rendering / plastering mortar (GP) CS IV for internal and external use in exterior walls, ceilings and columns outdoors (Table ZA.1.1) and in walls, ceilings, columns and partitions indoors (Table ZA.1.2)	
Reaction to fire	Class A1
Water absorption	W _c 2
Water vapour permeability	$\mu \leq 76$
Adhesion strength	$\geq 1.5 \text{ N/mm}^2$ – fracture pattern B
Thermal conductivity ($\lambda_{10, dry}$)	0.61 W/mK tabulated mean value; P = 50%
Durability (Table ZA.1.1)	NPD
Dangerous substances	see SDS

bringing european innovation

smet

FOR MORE INFORMATION CONTACT: Smet Building Products Ltd

93A Belfast Road | Newry | BT34 1QH | Northern Ireland

T: +44 (0)28 3026 6833 ROI: +353 (0) 1697 8586

E: info@smetbuildingproducts.com

smetbuildingproducts.com or smet.ie



The information, and, in particular, the recommendations relating to the application and end-use of SMET distributed products, are given in good faith based on SMET's current knowledge and experience of the products when properly stored, handled and applied under normal conditions in accordance with the manufacturer's recommendations. In practice, the differences in materials, substrates and actual site conditions are such that no warranty in respect of merchantability or of fitness for a particular purpose, nor any liability arising out of any legal relationship whatsoever, can be inferred either from this information, or from any written recommendations, or from any other advice offered. The user of the product must test the product's suitability for the intended application and purpose. The manufacturer reserves the right to change the properties of its products. The proprietary rights of third parties must be observed. All orders are accepted subject to our current terms of sale and delivery. Users must always refer to the most recent issue of the local Product Data Sheet for the product concerned, copies of which will be supplied on request.